

Specification

Product name	Tablet halving machine
Model	Blade
Body size*1	W130mm×D300mm×H290mm
Body weight*2	7.6kg
Cut Speed	Average 20 tablets per minute
Power source	AC100V 15A
Frequency	50/60Hz
Max electricity consumption	0.5A
Max electric current	40W
Display type	Liquid Crystal Display
Standard accessories	Setter, USB numeric key pad, tablet receiving strainer, and others
Applicable EU Directive	EMC: 2014/30/EU LVD: 2014/35/EU RoHS: 2011/65/EU
Option	Pill counting attachment

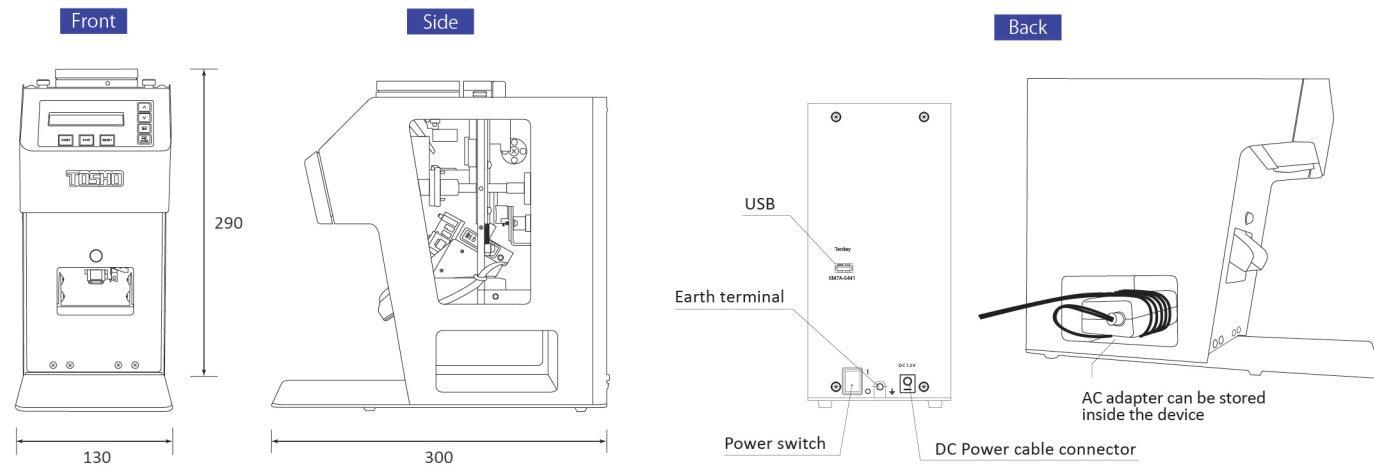
*1 The main body size does not include protrusions such as screws.
*2 includes AC Adapter.

Option



It has a dual role as a tablet counting machine. Not only theoretical inventory but also actual inventory has become easier and it helps dispense medication accurately.

Dimension Unit (mm)




*The specification and configuration may change without a notice due to modification.
*The color appeared in the catalog might be different than the actual product.
*The contents of the catalog are current as of July 2024.



Tablet halving machine

Blade



Save time on halving tablets, Using a tablet halving machine can also help prevent injuries.

More than **99%** success rate.

More than **49%** symmetric rate.

Numerically, excellent cutting quality is proven.


Only the **Blade** machine can show the success rate and symmetric rate to the world.

*These rates were calculated by weight method and the tablet used in weight method was specified by Tosho.




Durability

Durability of Blade has improved, it is three times better than the previous model.



Both cutter blades are coated with special carbide material. If you use an exclusive tool, it is very easy to install and remove. One piece of cutter blade can be used twice and it is recyclable. The Blade machine has titanium coated blades for its durability.



Detects and adjusts the thickness of the tablet set in the tablet guide.

Cut with two blades.

How to use -1/2 tablet operation-

- No.1 Preparing 1/2 tablets amount in advance shall be decided by based upon the 1/2 tablet consumption.
- No.2 Put the tablets into the special cassette for Blade and then place it on the top of the machine.
- No.3 Enter the number of the tablet you will cut and then press START.
- No.4 Blade measures the tablet size automatically and performs the best cutting movement.
- No.5 Prepare 1/2 tablets in advance reduce the work time for tray preparation.
- No.6 If the 1/2 tablet cassette is available, then even more productivity in the production.
- No.7 Place the cassette into the Dose dispensing machine.
- No.8 When 1/2 tablet medicine can dispense from the cassette, the 1/2 tablet operation will be smooth.

Cleaning

Blade can be disassembled and cleaned. You can use it cleanly by washing each part.



Two blades

When you use the Setter, you can remove and clean the blade cutter without touching it with your bare hands. Making daily cleaning easier.



Inside

Powder produced by cutting the tablet is easy to clean because this machine has a simple design. Pathway of the tablet can be removed and cleaned easily.